

Annual General Meeting 26 November 2010

evolution for better



DISCLAIMER

This document and any verbal presentation accompanying it has been prepared in good faith. However, no express or implied warranty is given as to the accuracy or completeness of the information in this document or the accompanying presentation. All statutory representations and warranties are excluded, and any liability in negligence is excluded, in both cases to the fullest extent permitted by law. No responsibility is assumed for any reliance on this document or the accompanying presentation.

Without limiting the above, this document and any accompanying presentation may contain forward looking statements based on estimates, assumptions and expectations of the Company that, while used in good faith, necessarily involve (i) subjective judgments; (ii) inherent uncertainties; and (iii) significant contingencies, many of which are beyond the Company's control or reflect future business decisions which are subject to change. Therefore, there can be no assurance that the Company's actual or future results, or subsequent forecasts, will not vary significantly from such forward looking statements. eBet Limited does not assume any obligation to update any of the estimates, assumptions or expectations underlying such forward looking statements. Certain data included herein has been obtained from alternative external sources and, as such, may be inconsistent given differing underlying assumptions and sources.

Disclosures herein are not intended to be relied upon as advice to investors or potential investors and do not take into account the investment objectives, financial situation or needs of any particular investor. These should be considered, with or without professional advice, when deciding if an investment is appropriate.

AGENDA

- **Chairman's Address**
- **Managing Director's Presentation**
- **Annual General Meeting**

Chairman's Address

Mike Hale

evolution for better **eBET**

CHAIRMAN'S ADDRESS

- ❑ Most successful year in the history of the Company since listing on the ASX in 1999
- ❑ Record profits
- ❑ NPBT increased 28% to \$2.03 million
- ❑ Revenue increased 11% to \$28.10 million
- ❑ Debt reduction a priority- reduced from \$12.03 million to \$5.41 million in two years
- ❑ Debt further reduced to \$2.2 million following repayment of the convertible notes on 30 September.

CHAIRMAN'S ADDRESS - HIGHLIGHTS

- ❑ Commenced selling WMS gaming machines in February with excellent results.
- ❑ Over 250 sold at end of June.
- ❑ Number of new and proven games to launch in the next 12 months
- ❑ Actively exploring the sale of gaming machines in other territories outside NSW
- ❑ Gaming systems sales solid in a difficult market
- ❑ Continued penetration and sales of our Ticket In/Ticket Out system, and developing new features
- ❑ Service revenues contracted marginally by 1% to \$10.49 million
- ❑ eBet Online expansion

CHAIRMAN'S ADDRESS – KEY'S TO GROWTH

- ❑ Increasing WMS poker machine sales
- ❑ Steady gaming systems sales
- ❑ Profitability from our US wagering business
- ❑ Low debt

CEO & Managing Director's Report

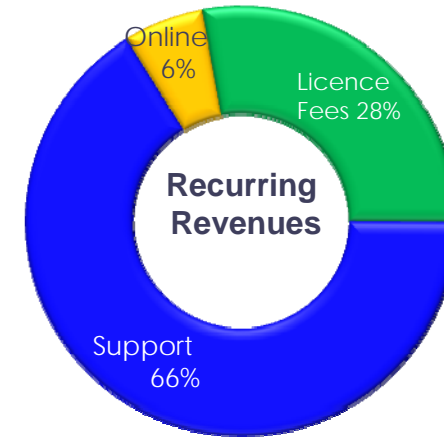
Tony Toohey

evolution for better  **EBET**

EBET CURRENT SNAPSHOT

- ❑ Leading domestic gaming systems supplier
- ❑ Stable business
- ❑ Revenue split
 - 93% Domestic (26.26m)
 - 7% International (1.84m)

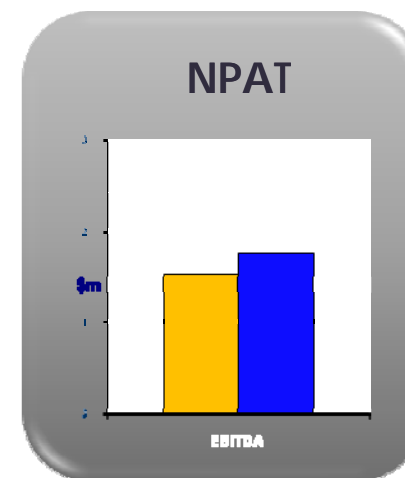
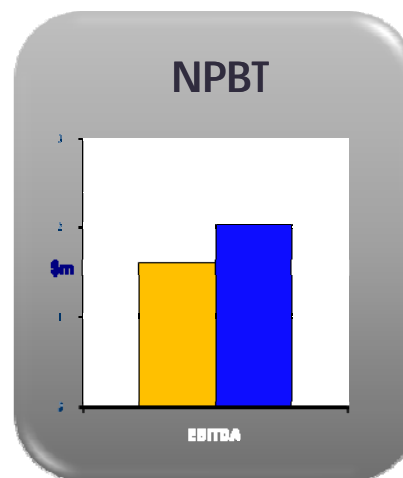
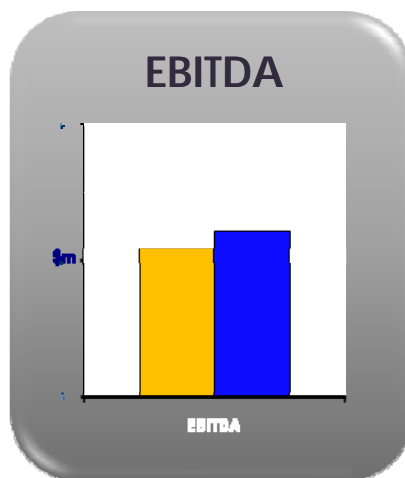
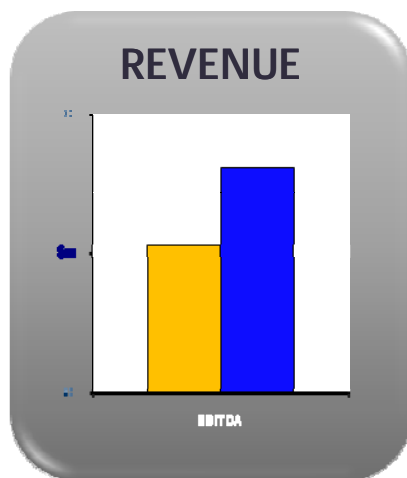
eBet Group Revenues \$28.1m (FY09: \$25.2m)



	FY10 \$m	Contribution %	Recurring %	FY09 \$m
Gaming Systems	21.1	75	94	24.36
EGMs	6.4	23	0	0
Wagering	0.6	2	6	0.87
Total	28.1		100	25.23

PROFIT & LOSS FY10

Group Result	FY09 (\$,000)	FY10 (\$,000)	Movement (\$,000)
Revenue	25,270	28,100	+2,830
EBITDA	5,087	5,215	+128
NPBT	1,588	2,028	+440
Profit After Tax	1,527	1,773	+246



P&L SUMMARY FY10

□ Growing Revenue

- Overall Revenue up 11% to \$28m (pcp \$25m)
- Decreased Gross Profit Margin to 58% (pcp 60%)

□ Growing Profitability

- Profit before tax up 28% to \$2.0m (pcp \$1.6m)
- Maintained EBITDA margins at 19% of operating revenue (pcp 20%)
- EBITDA \$5.2m, up 3% (pcp \$5.1m)

□ Maintaining Recurring Revenue

- New business and organic growth
- Gaming System Licence & Support revenue of \$10.5m, (pcp \$10.62m)
- Online Wagering revenue \$593K, up 5% (pcp \$565K)

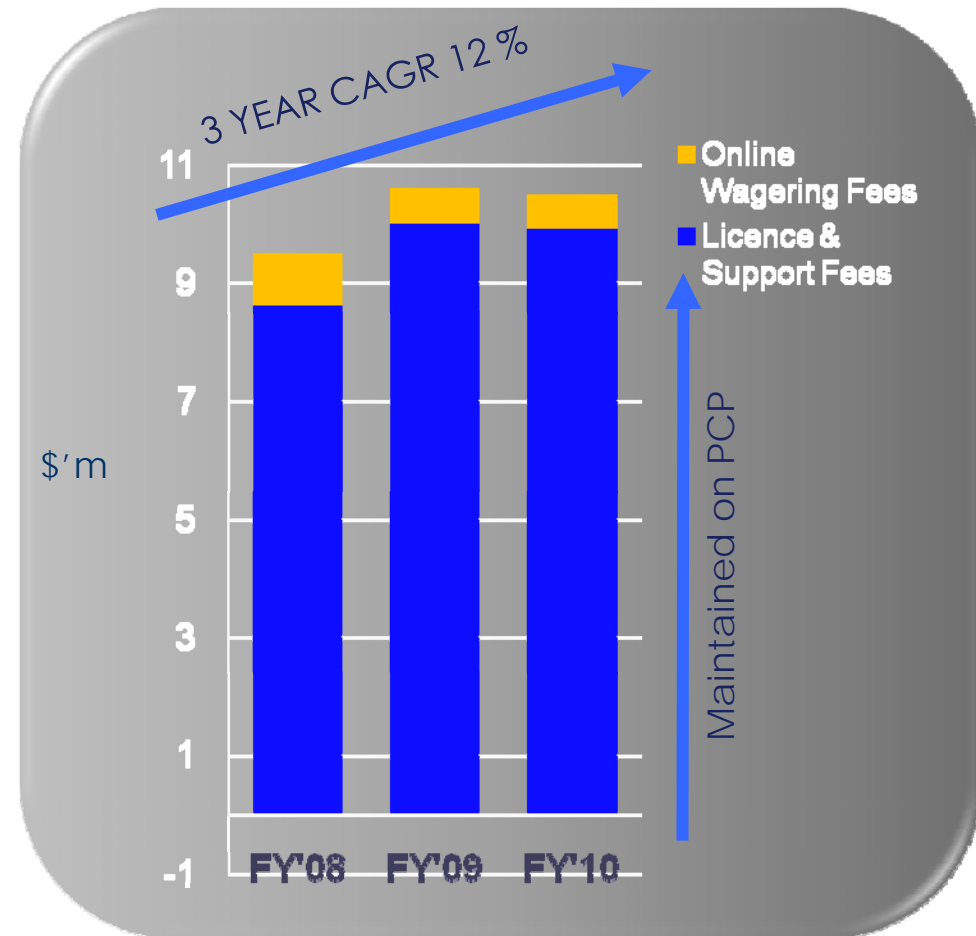
GROWING RECURRING REVENUE

□ Increased Licence Revenue

- Increased Licensed Products
- Licensed Products packaged to provide multi-package deals

□ Increased Support & Maintenance Revenue

- Upgrading Legacy Systems
- New Additional Products
- Standard CPI + Increase applied



2010 HIGHLIGHTS

- ❑ Commence sales of WMS EGM's (NSW)
- ❑ Sales to year end 250+ units
- ❑ 8 Game approvals Jan – June 2010
- ❑ Stable Systems recurring revenue
- ❑ Establish Asian office – Kuala Lumpur, Malaysia
- ❑ On going debt reduction
 - ❑ Repayment of \$3.2M convertible note (post June 10)
- ❑ Renew Bank Finance

GAME APPROVALS – FY10

January 2010

- Glitz – Money Burst
- Reel Rich Devil – Spinning Streak
- Silverback – Wrap Around Pays



April 2010

- Game of Dragons II – G+
- Queens Knight – Money Burst



May 2010

- Survivor – Spinning Streak



June 2010

- Dean Martin – Money Burst
- Jungle Wild II – Money Burst



OUTLOOK & FOCUS

- eBet is continuing to identify and pursue business opportunities that will:
 - increase domestic and international market share
 - expand technology offering
 - expand global presence
 - additional recurring revenues

- Reduce Debt and improve the balance sheet
 - \$1.33M during the FY to 30/6/10
 - \$5.54M during the FY to 30/6/09
 - \$4.23M during the FY to 30/6/08
 - \$11.1M over the past 3 financial years.

OUTLOOK & FOCUS

- Expand the WMS product offering:
 - 12+ additional new games targeted for release FY2011
 - Transmissive Reels platform commercial trials Dec 2010
 - Expand jurisdictional approvals

October 2010

- Golden Maiden – Money Burst
- Fortunes of the Caribbean – Money Burst



November 2010

- Silk Kimono – G+
- Shimmer – G+



OUTLOOK & FOCUS

- ❑ Increase utilisation of Malaysian operations
 - Expanded QA functionality
 - Self supporting Asian system installs
 - Increased development resources

- ❑ Regulatory uncertainty around pre commitment systems
 - Softening in systems sales
 - However does present some potential opportunities due to our current systems capabilities

Questions

evolution for better

eBET

Thank You

evolution for better  EBET